









Year 3







Welcome back to a new academic year at The Duke of Bedford! We hope you had a relaxing and joyful Christmas break and cannot wait to get going with another busy and exciting term in school. Below is a short description of the learning that will be taking place across the curriculum for the duration of the Spring term in your child's class. As always, should you wish to discuss anything at all, please do not hesitate to come and speak to us.


Yours sincerely,
Miss Butter

Year 3 PE days
Tuesday & Friday
 Send your child's PE kit into school and they can keep it on their peg.
 Please ensure that all jewellery is removed for PE days.

Subject	Term 1	Term 2
<p>PSHE</p> 	<p><u>Diversities and communities</u></p> <p>In this unit, the children will discuss what we have got in common and how we are different. We will also discuss how our families are the same or different, how people in the locality have different traditions, cultures and beliefs, how valuing diversity benefits everyone and why are stereotypes unfair and how we can challenge them.</p>	<p><u>Personal safety and Managing Risk</u></p> <p>In this half term, we will look at managing risk and personal safety. In managing risk, we will discuss reactions to risks and what actions we should take in an emergency. Furthermore, we will look at fire, road, beach and waterways safety. Following on from this, we will look at personal safety. In this unit, we will look at recognising early warning signs, identify trusted adults, recognising and reporting unkind behaviour, personal boundaries, safe and unsafe secrets and online safety.</p>
<p>English</p> 	<p><u>Rhythm of the Rain by Grahame Baker-Smith</u></p> <p>This half term, the children will be writing a setting narrative and information leaflet. Within the setting narrative, the children will be using ambitious vocabulary such as wondrous and mysterious melodies. They will be using prepositions to express place, use exclamation marks accurately and use apostrophes for possession. When writing the setting description, the children will use senses to describe, similes and noun phrases.</p> <p>In the information leaflet, the children will write a leaflet about the natural wonders of the world.</p> <p>Within the leaflets, the children will use conjunctions, a range of different sentence types, headings to organise writing, technical vocabulary and use noun phrases to make it interesting for the reader.</p>	<p><u>Jemmy Button by Valerio Vidali</u></p> <p>The children will be writing a return narrative and letters. The children will write a return narrative on Jeremy Button. They will use paragraphs to group ideas around a theme, use figurative language to describe the sequence of actions and use inverted commas to indicate speech. They will also continue to work on using prepositions to express place and noun phrases to describe. Following on from the return narrative, the children will write letters. We will learn about the correct layout, greetings and sign-offs for a letter. In the letter, the children will write to Jemmy mum's warning of looming danger. They will write in paragraphs, describe the places Jemmy has been, use adverbs to express time and commas to separate clauses.</p>

Class Book	Train to impossible places P.G. BEII	Train to impossible places P.G. BEII
<p>Maths</p> 	<p style="text-align: center;"><u>Multiplication and Division</u></p> <p>In this unit of multiplication and division, the children will be multiplying a 2-digit number by a 1-digit number with and without exchange. Next, they will learn to divide a 2-digit by a 1-digit number with no exchange and with a remainder.</p> <p style="text-align: center;"><u>Length and Perimeter</u></p> <p>Following on from multiplication and division, we will learn about measuring in metres, centimetres and millimetres. We will understand how to calculate equivalent lengths from m to cm and cm to mm. Then we will compare, add and subtract lengths. Next, we will understand what the term perimeter is and apply that knowledge to measure and calculate perimeter.</p>	<p style="text-align: center;"><u>Fractions</u></p> <p>In this first unit of fractions, the children will identify the role of the denominator in a fraction, compare and order unit and non-unit fractions, understand the numerators of non-unit fractions and understand a whole. Also, within the unit the children will explore real-life contexts of measure by interpreting scales. They will explore how fractions can be represented on a number line, count in fractions on a number line and how to work out equivalent fractions on a number line and bar models.</p> <p style="text-align: center;"><u>Mass and Capacity</u></p> <p>The children will explore mass in kilograms and grams before moving on to capacity. They will look at using scales to measure mass in grams only before measuring objects in both kilograms and grams. We will learn about equivalent masses to 1kg, compare, add and subtract masses of different objects. Next, the children will explore millilitres and litres as a measure of capacity or volume. Then compare, add, subtract and find equivalent capacities and volumes.</p>
<p>Science</p> 	<p style="text-align: center;"><u>Rocks and Soils</u></p> <p>This term in Science we will be learning how to identify and name different types of rock and understanding the differences between how metamorphic and igneous rocks were formed. We will perform scientific tests to investigate the properties of different rocks and soils found in our environment.</p>	<p style="text-align: center;"><u>Parts of a Plant</u></p> <p>In this unit we will be studying the parts of flowering and non-flowering plants and their functions. We will look closely at how the leaves, stem, flowers and roots of all flowering plants play an important part in a plant's lifecycle. We will discover the different ways that plants disperse their seeds in order to continue the life cycles of their species.</p>
<p>Computing</p> 	<p style="text-align: center;"><u>Programming A - Sequencing Sounds</u></p> <p>This unit explores the concept of sequencing in programming through Scratch. They will be introduced to a selection of motion, sounds and event blocks which they will use to create their own programs, featuring sequences. At the end of the unit, the children will program a representation of a piano.</p>	<p style="text-align: center;"><u>Branching Databases</u></p> <p>This half term, the children will develop their understanding of what a branching database is and how to create one. They will use yes/no questions to gain an understanding of what attributes are and how to use them to sort groups of objects. The children will create and test their own identification tool using a branching database.</p>
<p>D&T</p> 		<p style="text-align: center;"><u>Construction: Shell structures</u></p> <p>In this unit of work the children will be working towards the design brief to Design, make and evaluate an Easter themed gift box (product) for ourselves (user) to wrap a gift for a loved one (purpose).</p> <p>Children will investigate a range of existing shell structures in the form of food packaging, looking at how 2D nets form 3D structures. They will then design and make their own Easter themed packaging to protect a tasty Easter gift!</p>

<p>Art</p> 	<p><u>Working with shape and colour</u></p> <p>In this unit of art, the children will look at artwork by Henri Matisse. The children will cut shapes to create 'cut-outs' to create collages to which they use line, colour and shapes to add detail to their collages. Finally, we will share their work and reflect on what they like and what they would like to try again.</p>	
<p>Geography</p> 		<p><u>Rivers</u></p> <p>In Geography this half term, we will explore what a river is and explain the journey of a river from starting as a little stream to reaching the sea. We will use the atlases to discover the world's longest rivers and their characteristics. Also, we will discover how human activity affects rivers and the impact of flooding on communities.</p>
<p>History</p> 	<p><u>Ancient Egypt</u></p> <p>This term in History we will discover the achievements of the earliest civilizations of Ancient Egypt. We will investigate the importance of the River Nile for the Egyptians. The children will learn about society, houses, jobs, food and the strict hierarchy in Ancient Egypt. We will discover what the Egyptians believed in the afterlife, which explains why some people were mummified. Also, we will look at who Tutankhamun was and how the archaeologist Howard Carter and his team discovered the hidden tomb of King Tutankhamun. Finally, we will have a go at writing in hieroglyphics, which is one of the earliest forms of writing.</p>	
<p>PE</p> 	<p><u>Gymnastics</u></p> <p>The children will learn to create and perform a floor sequence using travel and balance actions. They will explore different arm actions and link them into a pattern. Finally, they will create a routine with travel and balance movements along with arm patterns to perform.</p> <p><u>Basketball</u></p> <p>In Basketball lessons, the children will continue to develop ball control, improving control when moving around and increasing accuracy and control when passing, shooting and receiving. In lessons, we will look at decision making in game situations, communicating and being respectful when competing against others.</p>	<p><u>Dodgeball</u></p> <p>In Dodgeball lessons, children will continue to develop ball control with increasing accuracy and control when performing skills such as handling, striking, dodging and catching. We will look at decision making in game situations, allowing children to play shots and move into good positions on the court to make it difficult for opponents.</p> <p><u>Hockey</u></p> <p>In Hockey lessons, children will continue to develop ball control with increasing accuracy and control when passing, shooting and receiving. We will look at decision making in game situations, allowing children to make passes and move into good positions to make it difficult for opponents.</p>
<p>RE</p> 	<p><u>How does the Hindu family celebrate their faith?</u></p> <p>We will first look at the fact that Hinduism does not just have one holy book but a collection of texts: Vedas, Ramayana, Mahabharata and Puranas. The children will look at how Hindus worship both at home and in Mandirs. They will see how families celebrate a wedding and Raksha Bandhan. Also, they will understand that Hinduism is a religion with more than one God.</p>	<p><u>What happens at Easter and why?</u></p> <p>In this unit, we will look at what Lent is and why it is celebrated. We will then look at the sequence of events of Palm Sunday and the last supper. We will reflect upon the story of Judas and why this is an important part of the Easter story. Finally, the children will explain and sequence the events of Good Friday to Easter Sunday.</p>
<p>Music</p> 	<p><u>Three Little Birds</u></p> <p>The children will be focussing on a Reggae song by Bob Marley. The children will listen and appraise songs by Bob Marley, Ziggy Marley and Amy Winehouse. They will play instruments in order to perform the song for themselves.</p>	<p><u>The Dragon Song</u></p> <p>A song about kindness, respect, friendship, acceptance and happiness by Joanna Mangona and Pete Readman. Using their imagination and working together as a class, the children will create their own performance of this song.</p>

		During the unit, the children will listen and appraise songs from around the world.
<p>French</p> 	<p><u>Les instruments</u></p> <p>In this unit, the children will learn how to recognise, recall and spell up to ten instruments with the correct article/ determiner. They will learn to say and write "I can play an instrument" in French.</p>	<p><u>Je Peux</u></p> <p>In this unit, the children will learn how to recognise, recall and spell 10 action verbs in French. They will use those verbs to write sentences with 'je peux' (I am able) and 'je ne peux pas' (I am not able).</p>